

1

2

3

4

5

6

A

A

B

B

C

C

D

D

RS-232
HIROSE CONNECTOR
P/N: HR30-6R-3P(71)

POWER
HIROSE CONNECTOR
P/N: HR30-6R-3P(71)

USB (OPTIONAL)
HIROSE CONNECTOR
P/N: HR30-6R-6P(71)

GPS ANTENNA INPUT
AMPHENOL SMA CONNECTOR
P/N: 901-9610-3

CAN
HIROSE CONNECTOR
P/N: HR30-6R-6S(71)

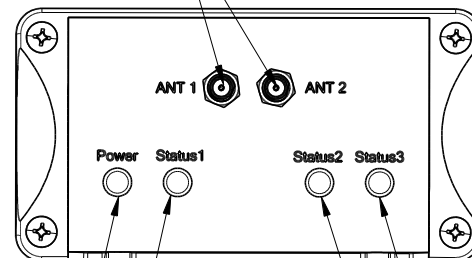
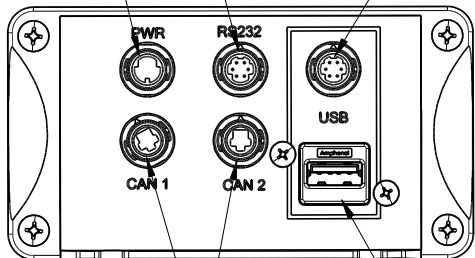
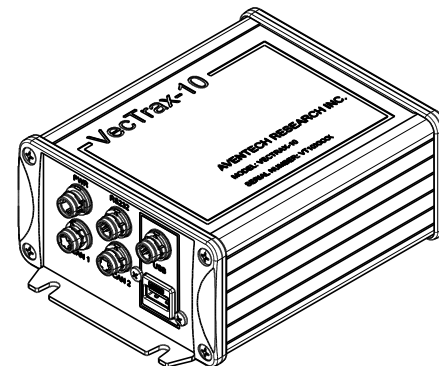
FRONT VIEW

USB PORT
AMPHENOL USB CONNECTOR
P/N: MUSB-A111-30-ND

PWR LED
STATUS 1 LED

REAR VIEW

STATUS 3 LED
STATUS 2 LED



FINISH: BLACK SATIN POWDER PAINT

TITLE VECTRAX-10 ASSEMBLY DRAWING				
DRAWN BY V. MANIVASAKAN	APPROVED BY B. WOODCOCK	DATE ISSUED 04 - 12 - 2013	MATERIAL ALUMINUM 6061-T6	SCALE 1 : 1.5
UNLESS OTHERWISE SPECIFIED DIMENSIONS ARE IN INCHES AND METRIC DIMENSIONS IN BRACKETS [] TOLERANCES: TWO PLACE DECIMAL +/- 0.004 THREE PLACE DECIMAL +/- 0.001			THE INFORMATION CONTAINED IN THIS DRAWING IS THE SOLE PROPERTY OF AVENTECH RESEARCH INC. ANY REPRODUCTION IN PART OR AS A WHOLE WITHOUT THE WRITTEN PERMISSION OF AVENTECH RESEARCH INC. IS PROHIBITED.	
			DWG NO. VT10ASM-001-00	EDITION A

1

2

3

6